

Racks & Stands

Clothing Racks

Merchandising Stands

Displaygrid Panels

Uni-shelf

Tube System Components

POP Display Racks

Joker Tubing System

Torsos

Genneo Mobile Shelf

Racks & Stands

PAGE NO#

D1	Clothing Racks
D2	Double Bar Racks
D3	Rack Add-Ons
D4	Mobile Salesman's Racks
D5	Twist-On Fittings
D6	DISPLAYGRID Wire Panels
D7	DISPLAYGRID Accessories
D8	Dump Bins
D9	Universal Shelving System
D10	Universal Shelving System
D11	Universal Shelving System
D12	GENNEO Mobile Shelf
D13	P.O.P. Display Racks
D14	P.O.P. Display Racks
D15	P.O.P. Display Components
D16	P.O.P. Components
D17	P.O.P. Super Peg Racks
D18	JOKER Clear Fittings
D19	JOKER Tubing System
D20	JOKER Tubing System
D21	JOKER Tube Bends
D22	JOKER Panel Connector
D23	JOKER Shelf Support
D24	CLUB Torsos
D25	PERFORMANCE Torsos
D26	Torso Accessories
D27	Body Forms

FOUR WAY RACKS

- Adjustable height arms adjust independently from 1200mm - 1800mm in 75mm increments.
- Bolt together construction - ships flat
Unit on adjustable feet - castors may be purchased separately.
- Top of one arm has threaded fitting for signholder see plankwall section pA28. for the full range of stems and signholders.



AP947 - 4 straight arms - 400mm long

AP950 - 2 straight arms - 400mm long
and 2 sloping arms - 450mm long with 8 ball stops

REPLACEMENT ARMS

Purchase separately for extra straight or sloping arms on 2 or 4 way racks as required.



AP948 - Straight arm - 400mm long

AP949 - Sloping arm - 450mm long with 8 ball stops

TWO WAY RACK

- Adjustable height arms adjust independently from 1200mm - 1800mm in 75mm increments.
- Bolt together construction - ships flat.
- Weighted rectangular base - 400mm x 300mm.



AP952 - 1 straight arm - 400mm long
1 sloping arm 450mm long with 8 ball stops

SCARECROWS

- Attaches to 25mm square tubing (specifically designed to sit on centre top bar of 4 way rack) or free standing on square metal base.
- Includes rigid snap-out arms.
- Uprights adjust in height from 900mm - 1300mm.



AP958 - Single (not pictured)

AP959 - Triple (pictured)

AP965 - Single (pictured)

AP966 - Triple (not pictured)

DOUBLE BAR RACKS

ADJUSTABLE DOUBLE-BAR RACK

- Our heavy-duty double-bar rack is the choice for high-density merchandising of a wide range of garments.
- Exceptionally strong "V" brace design for maximum durability.
- You get to select from a large range of accessories that make this rack an incredibly versatile display unit.
- Hanging rails adjust independently from 1200mm - 1800mm high. Length - 1500mm.

AP980



SIGNHOLDER STEMS

Swedged end stem fits into punched hole on hanging rail.



AP520A - 75mm (L)

AP521A - 150mm (L)

See PLANKWALL section pA28 for our full range of chrome frame/acrylic signholders.

CASTORS

Heavy-duty 75mm nylon swivel castors.



AP5560 - Plain

AP5560B - With brake

Sold individually.

ADD-ON HANGRAILS

Attaches to teardrop end caps for joining racks together. Provides continuous length of 3 racks while only purchasing 2 racks & add-on hangrail.



AP981 - Pair of hangrails - 1500mm long

CLAMP-ON HANGRAIL

Clamps onto the rack frame at any height. Allows you to double the capacity of your rack for merchandising shorter items.



AP982 - Pair of hangrails - 1500mm long

PLANKWALL END PANEL

- Now you can really enhance the cross-merchandising possibilities with this framed PLANKWALL panel with brackets to attach to the rack.
- Systems one rigid end capping makes this panel suitable for hangself, shelving, etc..



AP988 - 800mm wide x 1800 high.
Available in white melamine or our range of standard colours with aluminium insets.

END PANEL BRACKETS

Hooks over rack frame and screws onto the back of the PLANKWALL end panel.



AP989 - Bracket - 4 required per panel.

ADD-ON CROSS BAR

Hooks on to teardrop end caps of the rack hangrail and allows to hang the range of crossbar faceouts. (when using these crossbars, you need to have the 2 hangrails at the same height).

AP983 - Length 700mm
(see FLEXIWALL section pB7 for the full range of faceouts available)



ADD-ON WIRE TOP SHELF

Opens up a range of cross-merchandising opportunities by utilizing previously unusable space

Maximizes existing selling space while the open design allows for dust free display without loss of light to the garments displayed on the rack

- Easy installation with adjustable legs.
- Tray size 1370mm x 675mm with 75mm high wire lip around 4 sides



AP984

CIRCULAR RACK



AP956S - Melamine shelf to sit on top of AP956 rack. 700mm dia. Available in all ADP standard melamine colours.

AP956 - 900mm dia. revolving hangrail
adjusts in height from 1200-1800mm.
Polished chrome finished.

COLLAPSIBLE SALESMAN RACKS - SINGLE

- Folding stands on heavy duty casters are ideal for home presentations, trade shows or for placing stock in impulse locations.
- Now available in single or double rail for maximum display density.
- Folds flat for efficient storage when not in use.
- Rails adjust in height from 1400mm to 1700mm.
- Rail length - 1250mm, with pull out extensions on each end of 300mm.



AP960 - Single rail

COLLAPSIBLE SALESMAN RACKS - DOUBLE



AP962 - Double rail

ECONOMY FOLDING RACK

- Hangrail 800mm long with extendable arms to 1400mm long overall.
- Adjustable height hangrail to 1500mm high.
- Includes braking castors.
- Folded size 800mm x 800mm x 150mm.



AP955

TWIST-ON FITTINGS

Our range of twist-on fittings simply twist on to vertical rack frames of our clothing racks or any 25mm square tubing and tighten with thumb screws. Allows for higher density merchandising on the same footprint.



1. Fit onto tubing



2. Twist-on & tighten thumb screw

STRAIGHT ARM

20mm square tubing with ball stop.



AP953 - 400mm
Chrome finish

WATERFALL ARM

20mm square tubing with 7 ballstops.



AP954 - 400mm
Chrome finish

LINGERIE FACEOUT

16mm dia. tubing with 25mm dia. front disc.



AP957 - 300mm
Chrome finish

SHELF BRACKET



AP951 - 600mm x 300mm
Chrome finish

WALL SYSTEM

- An incredibly economical wall display system
- 25mm x 25mm square tubing with levelling foot attaches to the wall with standard fittings. Your system is now ready to be merchandised with the range of twist on fittings.



AP5051 - 2400mm high upright with levelling foot - 25mm x 25mm chrome tubing.

AP9230 - Wall-mount bracket - screws onto back of upright. 2 required per upright.

MELAMINE SHELF

To suit twist on bracket. Available in our standard melamine finishes and edged on 4 sides.
Size - 600 x 300mm.




AP951S (specify colour)

DISPLAY GRID WIRE PANELS

DISPLAY GRID PANELS

- Completely versatile economical display system that can be used either as a perimeter wall system or as a totally free-standing racking system
- Heavy duty 6mm wire construction with double ribbed end wires to keep the panel rigid, eliminating the need for a bulky tube frame
- Horizontal wire spacing at 16mm centres, then 60mm centres to take most PLANKWALL accessories.



AP5002 - 600mm (W) x 2400mm (H)

AP5004 - 300mm (W) x 1800mm (H)

AP5005 - 600mm (W) x 1800mm (H)

AP5006 - 300mm (W) x 1500mm (H)

Available in chrome (C) black (B)
or white (W) finish.

SQUARE GRID PANELS

- Even more economical again, our square pattern mesh panels are of the same heavy duty 6mm wire construction with double ribbed end wires in a 75mm square pattern.



AP5000 - 600mm (W) x 1800mm (H)

Available in chrome (C) black (B)
or white (W) finish.

GRID LEGS

Convert standard mesh panels to an economical free-standing unit with metal "T" leg that bolts onto the side of the panel. Castors available separately.



AP5026 - 600mm long

sold in pairs

(Grid panel purchased separately)

Available in chrome (C) or black (B)

UNIVERSAL CLIP

Holds 2 panels at any angle.



AP5030

Available in chrome (C), black (B)
or white (W) finish.

WALL MOUNT BRACKET

Holds panel at 50mm from wall.



AP5028

Available in chrome (C), black (B) or white (W).

PANEL-TUBE CONNECTOR

Attaches grid panels to 25mm square tubing.



AP5031

Available in chrome finish.

FLOOR CLIP

For attaching panels to floor or any other surface.



AP5029

Zinc finish.

PANEL CONNECTOR

Heavy duty connector joins 4 grid panels in a cross shape.



AP5027

Available in chrome finish.

GRID PRONG

Heavy duty 6mm wire with metal backplate - hooks over wire grid.

AP5060 - 100mm (L)

AP5061 - 150mm (L)

AP5062 - 200mm (L)

AP5063 - 250mm (L)


AP5064 - 300mm (L)

Available in chrome (C), black (B) or white (W) finish.



WIRE SHELF

With 25mm high front lip - can be attached to either wire grid system by using side panels for support. Can be flat or sloping.



AP5010 - 600mm x 600mm

Available in black (B) or white (W)

FLAT SHELF

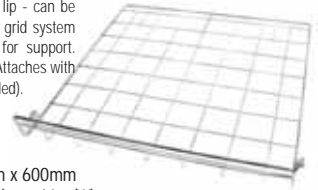
Injection-moulded clear styrene hooks over wire grid.



AP5065 - 250mm x 100mm

WIRE SHELF

With 75mm high front lip - can be attached to either wire grid system by using side panels for support. Can be flat or sloping. Attaches with 2 universal clips (included).




AP5011 - 600mm x 600mm

Available in black (B) or white (W)

FLAT WIRE SHELF

Heavy 6mm wire shelf with 75mm high front lip (for DISPLAYGRID panels only).



AP911 - 600mm x 375mm

Available in chrome finish.

FLAT WIRE SHELF

Heavy 6mm wire shelf with 75mm high front lip (for DISPLAYGRID panels only).



AP912 - 600mm x 375mm

Available in chrome finish.

FRAMED GRID PANEL

Display grid panel with 25mm square tube frame for a robust, free-standing display panel. Detachable legs for transport. Castors available separately. Overall size - 670mm wide x 1850mm high, grid panel size - 610mm wide x 1530mm high.

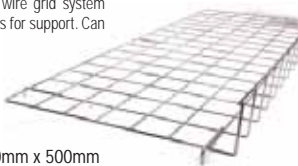


AP5044

Available in chrome (C) black (B) or white (W)

WIRE SHELF

With 75mm front lip - can be attached to either wire grid system by using side panels for support. Can be flat or sloping.



AP5008 - 1200mm x 500mm

Available in chrome finish.

CASTORS

Twin wheel hooded nylon castors for grid legs or framed grid panel.

5/16" thread (for grid legs)

AP5056

AP5058 - with brake

3/8" thread (for framed grid panels)

AP5057

AP5059 - with brake



MOBILE TABLE WITH STORAGE

- This amazing design table simply unfolds into shape to become a large display table.
- Bright red canvas sides on 3 sides provide a large storage area. Canvas may be printed to provide excellent branding exposure.
- Chrome finish frame with wire fence and curved perforated metal corners.



AP985 - 1200 x 750 x 850mm (H)
 Folded size: 1200 x 850 x 200mm
 Wire fence height: 200mm

FOLDING TROLLEY

- Convenient mobile trolley with folding metal frame that can be easily stored when not in use.



AP986 - 1200 x 600 x 790mm (H)
 Folded size: 1200 x 600 x 200mm
 Wire fence height: 125mm

WIRE DUMP BINS

Hinged wire sides fold out to form square bin. Adjustable shelf can be placed anywhere up the height of the wire sides to provide variable display heights.



AP915 - 450mm x 450mm x 750mm high
AP916 - 600mm x 600mm x 750mm high
 Available in black (B) or white (W) finish.

BASKET STAND

Chrome tubular frame with detachable legs. Stand includes 6 x chrome wire baskets that hook into punched holes on both sides of the stand. Baskets can be placed at various heights. Basket size - 600 x 300 x 100mm.





AP913 - Complete stand including 6 wire baskets
 Overall Height - 1250mm.

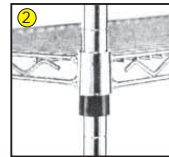
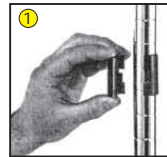
AP914 - Complete stand including 6 wire baskets,
 but with castors for a convenient mobile display.
 Overall height - 1300mm

'UNIVERSAL' SHELVING SYSTEM

- The UNIVERSAL wire shelving system is a modern and innovative approach to retail shelving solutions
- By offering a range of standard components you can create a series of ready to assemble units with unlimited uses in retail display or functional storage options
- Assembly is fast and simple - no tools are required



- 1 The posts have grooves at 25mm centres. Clip the tapered split cone onto a groove at the required height (taper facing to top of post).
- 2 Once in place, the compatible tapered opening on the shelf corner is locked into position over the cone. A light tap with a rubber mallet will help lock the shelf securely in place.



WIRE SHELF

Durable wire shelf with re-inforced sides.
Includes 4 x plastic sleeves per shelf.



- AP1405** - 900mm x 350mm
- AP1410** - 900mm x 450mm
- AP1411** - 1200mm x 450mm
- AP1420** - 1200mm x 600mm

POSTS

25mm dia. posts with serrations for shelf placement at 25mm centres. Including bottom leveller.



- AP1400/2** -700mm (L)
- AP1400/3** -1100mm (L)
- AP1400/5** -1500mm (L)
- AP1400/7** -2200mm (L)

CASTORS

Convert a static rack to a mobile rack that can be wheeled to the desired location for maximum impact.



- 50mm nylon
- for medium duty applications
AP5055 - Set of 4 castors (incl. 2 braking)



- 75mm rubber wheel
- for heavier load capacity
AP5053 - Set of 4 castors (incl. 2 braking)

PANEL CLAMP




- AP1476** - For 5mm thickness panel.
- AP1477** - For 10mm thickness panel.
- AP1478** - For 20mm thickness panel.

UNIVERSAL SHELVING SYSTEM

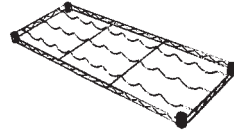
SLOPING SHELF

With front lip.



- AP1415** - 900mm x 350mm
- AP1416** - 900mm x 450mm
- AP1417** - 1200mm x 450mm


WINE BOTTLE SHELF



- AP1438** - 900mm x 350mm
- AP1439** - 1200mm x 350mm

PULL-OUT SHELF

Allows for shelves to be closer together as individual shelves can be pulled out to access product.



- AP1419** - 900mm x 350mm

SHELF SIDE

For retaining product on back and sides of rack. Clips onto pole and is retained on the wire shelf.



- AP1440/14** - 350mm x 140mm
- AP1440/18** - 450mm x 140mm
- AP1440/24** - 600mm x 140mm
- AP1440/36** - 900mm x 140mm
- AP1440/48** - 1200mm x 140mm

CANTILEVER SHELF

Supported by only 2 tubes.



- AP1425** - 900mm x 300mm
- AP1426** - 1200mm x 300mm

SHELF DIVIDER

Clips onto front and rear of wire shelf.



- AP1442/14** - 350mm x 140mm
- AP1442/18** - 450mm x 140mm
- AP1442/24** - 600mm x 140mm

QUARTER - ROUND SHELF



- AP1430** - 350mm x 350mm
- AP1431** - 450mm x 450mm
- AP1432** - 600mm x 600mm


LEG BRACE

Clips onto front and rear of wire shelf.



- AP1445/14** - 350mm (L)
- AP1445/18** - 450mm (L)
- AP1445/24** - 600mm (L)
- AP1445/36** - 900mm (L)
- AP1445/48** - 1200mm (L)

TRIANGULAR SHELF



- AP1435** - 350mm x 350mm
- AP1436** - 450mm x 450mm

HANDLE BAR

Convenient handle to make it easy to move mobile displays.



- AP1446/14** - 350mm x 180mm
- AP1446/18** - 450mm x 180mm
- AP1446/24** - 600mm x 180mm

UNIVERSAL SHELVING SYSTEM

D11

WALL-MOUNTING BRACKET

Makes an extra secure installation.



AP1447

POST CLAMP

Clamps 2 uprights together to provide more secure installation.



AP2207

STRAIGHT ARM

Allows faceout clothing display on racks.



AP1448 - 300mm (L)

CENTRAL HANGING RAIL

Hangs beneath wire shelves.



AP1449/36 - 900mm (L)

AP1449/48 - 1200mm (L)

GENNEO MOBILE SHELF

GENNEO MOBILE SHELF

GENNEO provides a new concept in stackable POP merchandising offering superior design, easy handling, versatility and stability – for simple stackable stands to fully branded mobile stands and desk units.

Injection-moulded 600 x 400mm shelf is designed for safe loading of up to 40kg per shelf. The unique geometry of the design makes it easy to assemble and dismantle while providing the assembled unit with superior stability.

With its slightly rounded shape and elliptical tubes, the GENNEO has a simple but modern design.

The added feature of the GENNEO is the ability to insert advertising panels in the sides and also the front of the unit. This provides endless marketing opportunities to promote your brand.



SHELF

Injection moulded plastic.
Size 600mm x 400mm



AP1450

Standard colour - White. Available in custom colour with minimum order of 1200 pieces.

TUBE

Extruded white plastic with grooves for panels.



AP1466 - 350mm (L)

AP1466/M - per metre

CASTORS & END CAP

AP1460

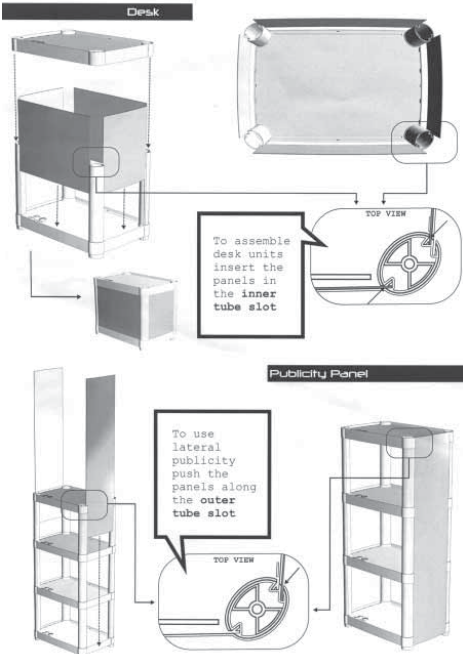
Plain castor.

AP1461

Castor with brake.

AP1465

Tube cap.
Also caps off top shelf



P.O.P. DISPLAY RACKS

- Make your own merchandising stand from our range of in-stock components or choose from our range of standard racks that are shipped in kit form to be assembled on site.
- Based on 25mm dia. tubing and fittings, you can mix or match components to your exact requirements.

COUNTER BASES

250mm dia. moulded plastic base with 25mm dia. chrome pole - 700mm high.



AP2054/46

Base available in Black (B) or White (W).

HUB RACK KIT

AP2056

Floor stand.

Complete 3 level floor stand includes 24 x 100mm single prongs (AP2071).

AP2055

Counter stand.

Complete 2 level counter stand includes 16 x 100mm single prongs (AP2071).



NYLON-BASE & POLE

Heavy-duty moulded black nylon base with 25mm dia. chrome or black pole. Pole height: 1600mm



AP1548/46

500mm dia. base & pole.



AP1553/46

600mm dia. base & pole.



AP1555B

Push-in braking castors for nylon bases - order individually, 5 per base.

SUPER HUB RACK

AP2068

Floor stand.

Complete 3 level floor stand includes 24 x 100mm single prongs (AP2071).

AP2069

Counter stand.

Complete 2 level counter stand includes 16 x 100mm single prongs (AP2071).



HAT RACK

AP2077

Hat Rack.

Complete 4 level, 24 arm revolving hat rack.



STANDARD FLOOR BASE

With 430mm dia. plastic moulded base. With 25mm dia. chrome pole - 1600mm



AP2059/46

Base available in Black (B) or White (W).

METAL STAR BASE

Heavy-duty fully welded construction including nylon hooded castors & 25mm dia. chrome pole. Pole height - 1600mm. Overall height - 1700mm.



AP2064/46

Base available in Black (B) or White (W).

SINGLE PANEL COUNTER RACK



AP2074

Convenient counter rack with base, peg panel, top sign holder and 8 x plastic hooks (AP591). (Includes sign holder but not top sign panel).

SLOTTED BASE

AP2075

Counter base to take single peg panels or any rigid panel of 3mm thickness. Black or white. Size - 150mm (W) x 115mm (D) x 40mm (H).



SIGN HOLDER

AP2076

Sign holder for 3mm thickness panels. Size - 150mm wide. Black or white.



TWIN PANEL PEG RACK

Floor Stand

AP2093

Complete 3 level rack including 24 x 100mm plastic hooks (AP591).

Counter Stand

AP2094

Complete single level rack including 8 x 100mm plastic hooks (AP591).



TRI PANEL PEG RACK

Floor Stand

AP2087

Complete 3 level rack including 36 x 100mm plastic hooks (AP591).

Counter Stand

AP2089

Complete single level rack including 12 x 100mm plastic hooks (AP591).



QUAD PANEL PEG RAG

Floor Stand

AP2085

Complete 3 level rack including 48 x 100mm plastic hooks (AP591).

Counter Stand

AP2084

Complete single level rack including 16 x 100mm plastic hooks (AP591).



HUB SPINNER 150mm Dia.

AP2053

Has 8 slots
for wire prongs.
Black (B) or White (W).



HUB HAT ARMS

AP2078 - 100mm (L)

AP2079 - 180mm (L)



HUB SPINNER 190mm Dia.

AP2058

Has 12 slots
for wire prongs.
Black (B) or White (W).




PEG PANEL

Can be used vertically or horizontally. Use singly with base and sign holder or with various connectors for twin, triple or quad configurations.

AP2097

Size: 450mm x 300mm.
Black (B) or White (W).



CLAMP & BEARING

AP2057 (A)

Chrome plated metal ring tightens onto tube at desired level.

AP2063 (B)

Ball bearing race to allow easy turning of large displays.



TWIN PANEL CONNECTOR

AP2090

Connects 2 Peg Panels to fit over 25mm dia. tubing.

Black (B) or White (W).
Priced per piece.



SINGLE HUB PRONGS

3.75mm dia.
bright wire hook.

AP2070 - 50mm (L)

AP2072 - 100mm (L)

AP2072 - 150mm (L)

AP2073 - 200mm (L)



TRI PANEL CONNECTOR

AP2095

Connects 3 Peg Panels to fit over 25mm dia. tubing.

Black or White.
Priced per piece.



LOOP STYLE HUB PRONGS

3.75mm dia wire hook
with wide plastic cover
for slotted cards.

AP2080 - 100mm (L)

AP2081 - 150mm (L)



QUAD PANEL CONNECTOR

AP2098

Connects 4 Peg Panels to fit over 25mm dia. tubing.

Black or White.
Priced per piece.



P.O.P. COMPONENTS

PLASTIC PEG HOOK



AP590 - 50mm (L)

AP591 - 100mm (L)

AP592 - 150mm (L)

Black (B) or White (W).

STANDARD SIGN HOLDER

Included with all racks, holds card material up to 2mm thick.



AP2052

Black (B) or White (W).

PLASTIC PEG HOOK - DOUBLE

Wide prong to display packages with slotted holes securely.



AP595 - 50mm (L)

AP596 - 100mm (L)

AP597 - 150mm (L)

Black (B) or White (W).

CHROME FRAME SIGN HOLDER



AP2047 - A5 Portrait

AP2051 - A4 Portrait

AP2050 - A4 Landscape

AP2049 - A3 Landscape

PLASTIC SCANNING HOOK

Two-piece design locks onto panel so that it can't wobble or lift out during use. Scan plate size - 54mm x 30mm.



AP630 - 50mm (L)

AP631 - 100mm (L)

AP631A - 150mm (L)

Finish: white plastic.

SIGNAGE HEADER PANEL

For self adhesive labels or direct screen printing. Molded from rigid plastic - can't curl or flop.

Available in 2 sizes for counter or floor stands.



AP2015 - 350 (W) x 210mm (H)

AP2016 - 280 (W) x 150mm (H)

Black (B) or White (W).

PLASTIC SCANNING HOOK

Glass-filled acetyl plastic gives this hook 3x the strength of un-filled plastic hooks. Self-locking design locks hooks onto panel so that it can't wobble or lift out during use. Self-loading slant-back design. (Order label holders separately).



AP635 100mm L

AP636 150mm L

AP637 200mm L

Grey plastic.

ACRYLIC SANDWICH PANEL ON CHROME FRAME

AP2019 - A5 Landscape

AP2020 - A5 Portrait

AP2021 - A4 Portrait

AP2023 - A4 Landscape

AP2024 - A3 Landscape



SCANNING LABEL HOLDERS

Clear plastic holder for all out scanning hooks - clips onto front of hook and hangs vertical - flips up out of the way for easy stocking, then falls back into full view. Designed for use with plain paper labels.

AP825 50mm (W) x 32mm (H) **AP826** 76mm (W) x 32mm (H)



PEG PANEL BROCHURE POCKETS

AP2010 - DL

AP2011 - A5

AP2012 - A4



TWIN PANEL RACK



AP2110 - Complete 2-level floor rack with 4 panels. Order hooks separately.

TRI-PANEL RACK



AP2115 - Complete 2-level floor rack with 6 panels. Order hooks separately.

PANEL WALL SYSTEM



Totally modular panel displays can be arranged in hundreds of different combinations. Use your imagination to design innovative exhibits for trade shows, market stalls and presentations. Peg panels are interchangeable with 3mm thick acrylic panels for graphics etc.

A SUPER PEG PANEL

600 x 450mm. White plastic. Heavy duty.



AP2100

D TUBE CONNECTOR

Clamps vertical tubes. 2 required per vertical join.



AP5032

B CROSS BAR

Required in between each panel and at top and bottom.



AP2102

E TUBE CLAMP

Tube clamp - for use on end tubes.



AP2057

C VERTICAL TUBE

Steel tube powdercoated white. Includes top cap and levelling foot.

- AP2105/2** - 700mm (L)
- AP2105/6** - 1830mm (L)
- AP2105/8** - 2440mm (L)

'JOKER' CLEAR FITTINGS

'JOKER' CLEAR FITTINGS

- JOKER clear fittings are injection moulded from clear polycarbonate to provide some interesting display configurations using 25.4mm dia. chrome tube or clear acrylic tubing.

- Fittings simply tighten onto the tubing with an allen key.



SIX-WAY CONNECTOR



AP1474

THREE-WAY CONNECTOR



AP1470

SHELF SUPPORT

Special design feature allows for side-by-side placement on continuous shelving run.



AP1475



FOUR-WAY CONER CONNECTOR



AP1471

PANEL CLAMP



AP1476 - For 5mm thickness panel.

AP1477 - For 10mm thickness panel.

AP1478 - For 20mm thickness panel.

FOUR-WAY STRAIGHT CONNECTOR



AP1472

FLANGE



AP7549

FIVE-WAY CONNECTOR



AP1473

TUBING



Chrome

AP846/2 - 700mm (L)

AP846/5 - 1525mm (L)

AP846/6 - 1830mm (L)

AP846/8 - 2440mm (L)

Clear Acrylic 3mm thickness

AP7515 - 1830mm (L)

'JOKER' TUBING SYSTEMS

- 'JOKER' is the collective name for this amazing system of components for connecting 25mm dia. tubing and fittings in ways that have never before been possible.
- Seriously, you can now construct a whole range of framing structures with combinations of shelving and panel infills in a variety of materials.
- Ideal for both permanent and temporary exhibits by simply cutting tubing to length and joining connectors.



TUBE END CAP

Chrome plated plastic end cap.



Rounded
AP2241



Spherical
AP2213



Flat
AP2208

CHROME TUBING

25mm dia. chrome tubing.



AP846/2 - 700mm (L)

AP846/5 - 1600mm (L)

AP846/6 - 1830mm (L)

AP846/8 - 2440mm (L)

THREADED END CAP & LEVELLER



AP2212



AP2214

CUTTING TOOL

Wheel cutter.



AP2205

WALL FLANGE

With tightening grub screw.



AP2215

SPECIAL ALLEN KEY



AP2210

EXPANDING SOCKET

For joining 2 x tubes into continuous length.



AP2259

'JOKER' TUBING SYSTEMS**ORTHOGONAL JOINTS**

For connecting 3 continuous tubes at right angles

AP2201R
R/H Joint.**AP2201L**
L/H Joint.**PARALLEL JOINTS - DOUBLE TUBE****AP2207****AP2202****CROSS JOINTS**

For connecting 2 continuous tubes at right angles

AP2231R
R/H Joint.**AP2231L**
L/H Joint.**PARALLEL JOINTS - TRIPLE TUBE****AP2230**
Triple.**SLIDING 'T' JOINT****AP2209****ROTATING JOINTS****AP2256**
Double.**END JOINT**

For 'T' connection. With slots for panels.

AP2203**AP2257**
Triple.

'JOKER' TUBE BENDS

D21

CURVED TUBE 90°



AP2221 - 370mm x 370mm

ANGLE BENT TUBE 135°



AP2270 - 200mm x 200mm

CURVED TUBE 180°



AP2222

540mm (W) x 370mm (L)

AP2223

940mm (W) x 370mm (L)

2-BEND TUBE 90°



AP2271 - 300mm x 300mm

BENT TUBE 90°



AP2226

200mm x 200mm


3-BEND TUBE 180°



AP2272 - 540mm x 300mm

AP2273 - 940mm x 300mm

'U' BENT TUBE



AP2224 - 540mm x 300mm

AP2225 - 940mm x 300mm

4-BEND TUBE 180°



AP2274 - 540mm x 300mm

AP2275 - 940mm x 300mm

PROJECTING 'U' BENDS



AP2227

540mm (L) x 300mm (W) x 200mm (H)

AP2228

940mm (L) x 300mm (W) x 200mm (H)

INCLINED ANGLE TUBE 180°



AP2276 - 540mm x 370mm

'JOKER' PANEL CONNECTOR**SINGLE PANEL CONNECTOR****AP2249****PANEL SUPPORT**

For 6mm thick vertical panels.

**AP2236**

Chrome-plated steel.

AP2236A

Clear plastic.

DOUBLE PANEL CONNECTOR**AP2255****PANEL SUPPORT**

Screws onto thicker panels.

**AP2238**

Chrome-plated steel.

AP2238A

Clear plastic.

HINGED DOUBLE PANEL CONNECTOR**AP2278****GLASS SHELF SUPPORT****AP2240**

Clear plastic.

SINGLE PANEL CONNECTOR**AP2242****SHELF SUPPORT****AP2232**

Chrome-plated steel.

DOUBLE PANEL CONNECTOR**AP2243****PANEL SUPPORT****AP2233**

Chrome-plated steel.

'JOKER' SHELF SUPPORTS

D23

SHELF SUPPORT



AP2250 - 300mm

FRONTAL SHELF SUPPORT

60° downslope.



AP2262 - 250mm

ANGLE SHELF SUPPORT - LH



AP2251L - 300mm

CLAMP-ON SHELF SUPPORT

Single.



AP2263 - 300mm

ANGLE SHELF SUPPORT - RH



AP2251R - 300mm

CLAMP-ON SHELF SUPPORT

Double support for 2 shelves on common upright.



AP2264 - 300mm

FRONTAL SHELF SUPPORT

Horizontal.



AP2260 - 325mm

SHELF CLAMP SINGLE

Clamps onto any thickness shelf.



AP2280

FRONTAL SHELF SUPPORT

30° downslope.



AP2261 - 250mm

SHELF CLAMP DOUBLE

Clamps onto any thickness shelf.



AP2281

'CLUB' TORSOS

ADULT TORSO



AP1301 - Female

Available in black (BL) or white (WH) finish.

AP1302 - Male

- 'CLUB' is a new line of rotational moulded, shock-resistant full-bodied torsos offering exceptional durability.
- They make lingerie and clothing stand out due to their harmonious design and their elegant positions.
- CLUB busts can be easily attached to bases or other accessories with their neck and leg fitting capabilities.

NEW BORN TORSO

AP1310

Available in black (BL) or white (WH) finish.



ACTIVE ADULT TORSO



AP1305 - Female

Available in grey granite colour

AP1306 - Male

CHILD TORSO

7-8 Years

5-6 Years

3-4 Years



AP1311

Available in black (BL) or white (WH) finish.

AP1312

AP1318

SIZING CHART

	Height	Bust	Waist	Hips
AP1301	810	850	600	880
AP1302	900	940	750	930
AP1305	840	900	660	920
AP1306	920	970	790	930
AP1310	415	480	460	480
AP1311	525	540	500	580
AP1312	585	590	540	650
AP1318	660	640	560	700

HANGER RETRIEVER

The safe way to access out-of-reach hangers and displays.



AP2500

Length - 1800mm

'PERFORMANCE' TORSO

D25



Clear (CLR)

- Our PERFORMANCE range of torsos provide you full liberty of expression to display your quality merchandise to stunning effect.
- Available in crystal clear acrylic or an eye-catching selection of modern colours in either transparent or opal finishes.
- Each torso can be fastened from the neck as well as the leg.

Dimensions	Male-AP1321	Female-AP1320
Height	910mm	820mm
Bust	950mm	890mm
Waist	770mm	610mm
Hip	950mm	900mm

Order as ITEM No/Colour

- eg: AP1320LGT = Male in Light Green Transparent finish.

White Opal (WHO)



Light Green Opal (LGO)



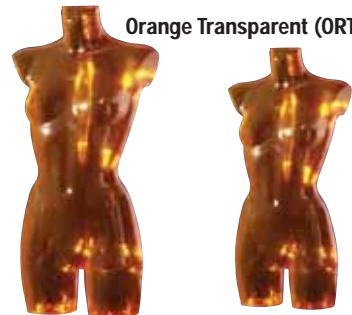
Light Green Transparent (LGT)



Orange Opal (ORO)



Orange Transparent (ORT)



STANDS

Clear plastic, moulded base with 750mm high chrome pole.

Round Base

325mm dia.



AP1330

Rectangular Base

380 x 270mm.



AP1331

THREE-LEG BASE

Die-cast, 500mm dia. with 750mm high chrome pole.



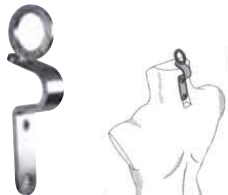
AP1332

NECK FITTINGS

Ring

Suits AP1305/6, AP1320/1

AP1340



Wire

Suits AP1305/6, AP1320/1

M6 - **AP1338**

Suits AP1305/6, AP1320

M10 - **AP1339**

Suits AP1301/2, AP1310-13



SIDE LEG FITTING

For attaching to stand.

Suits AP1301/2, AP1320/1.



AP1335



SIDE LEG ADAPTOR

Suits AP1310-1313, AP1320/1



AP1336 210mm (L)

AP1337 395mm (L)



ADJUSTABLE CEILING MOUNT

The perfect solution for front window merchandising!!

Metal profile attaches to ceiling. Adjustable height neck fitting slides into profile to suspend torsos at your desired height.

AP1345 - 2400mm

Metal profile.

AP1346

Adjustable height neck fitting -
adjusts from 1000 - 2000mm.

Order torso separately.

Suits AP1305/6, AP1320/1.



FREE STANDING MERCHANDISER

Adjustable height post with rectangular base.
310mm (W) x 370mm (D)



AP971 - 1900mm high.
Available in chrome (C)
or black (BL) finish.

FEMALE BUST FORM



AP979

Available in skin (SK),
black (BL), pink (PK)
or frosted (FR)


MALE BUST FORM



AP978

Available in skin (SK),
black (BL), pink (PK)
or frosted (FR)

BUST ACCESSORIES



- A** **AP976** - Drop-bar with spring clips.
- B** **AP975** - Pinnable waistband.

SQUARE DISPLAY SHELF

For attachment to the free-standing merchandisers.
Shelf size - 275 x 275mm.

AP977



HALF-BODY FORMS

Injection-moulded open back forms with coat hanger hook



AP968 - Male

Available in black (BL) or frosted clear (CL).

AP969 - Female

SWIMWEAR FORM

Vacuum-formed, stackable, lightweight female swimwear form.
Gloss Black.



AP964

